



BAY 3 UPGRADES

New signals and setup guides

POLICY CHANGES

LGC SHOOTING FACILITIES POLICY SECTION 6.3:

Bay 3 is designed for long gun use. The ballistics and accuracy of typical handgun rounds present an increased risk of rounds leaving the bay. Extra care must be taken when using handguns on this range.

All shooting positions are allowed. Users are reminded to observe the 'Blue Sky' rule.

The opening in the right side berm must be closed and signaling devices set for 'Range Hot' before uncasing or handling firearms.

The opening in the right side berm must be opened and signaling devices set for 'Range Clear' when live fire has ceased and all firearms are secured/cased.

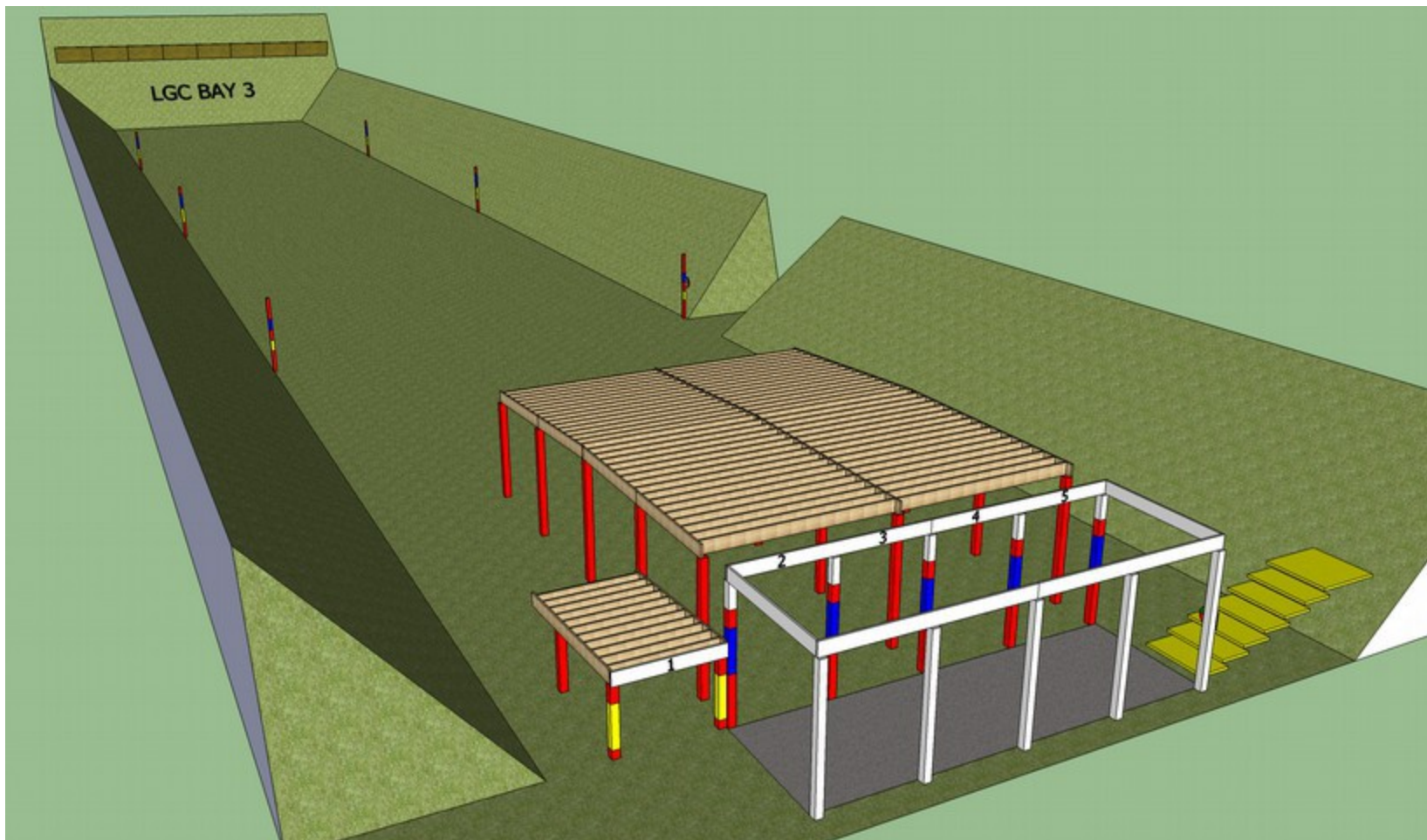
Bay 3 may be equipped with specially marked 'rifle rated' steel targets. These targets may be engaged with large caliber handguns, shotgun slugs, and rifles of all calibers. Shooting at these targets from less than 90 yards is not permitted.

Except for sanctioned events conducted under the supervision of designated range officials:

- *The firing line is the downrange edge of the concrete platform. Live fire is not permitted downrange of this line.*
- *Firing across lanes and toward side berms is not permitted.*
- *Targets may only be placed between the 25/50/75 yard pickets or directly in front of the backstop.*
- *Lane 1 is for shooting from the prone or kneeling position. Muzzle and target height must be between yellow markers.*
- *Lanes 2 through 5 are for shooting from a bench or standing. Muzzle and target height must be between blue markers.*
- *Target height in front of the backstop shall be between four and eight feet above ground level regardless of shooting position or muzzle height.*


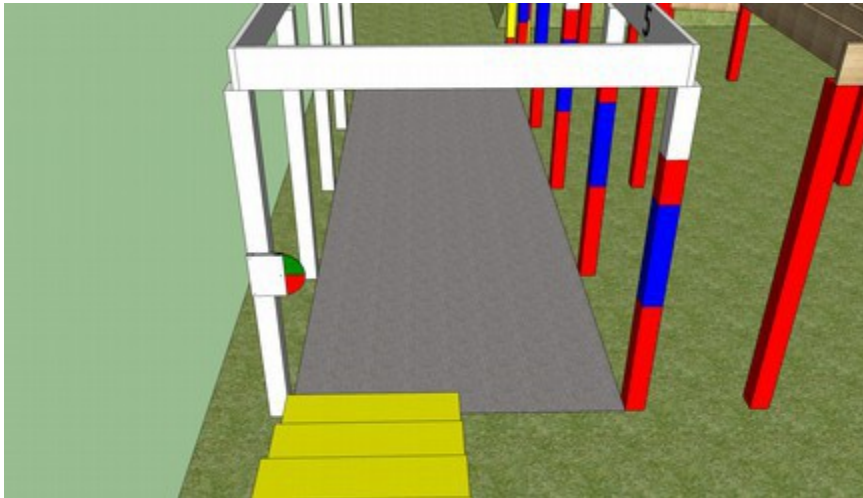
VISUAL AIDS

- We've added range flags and color coded guides.



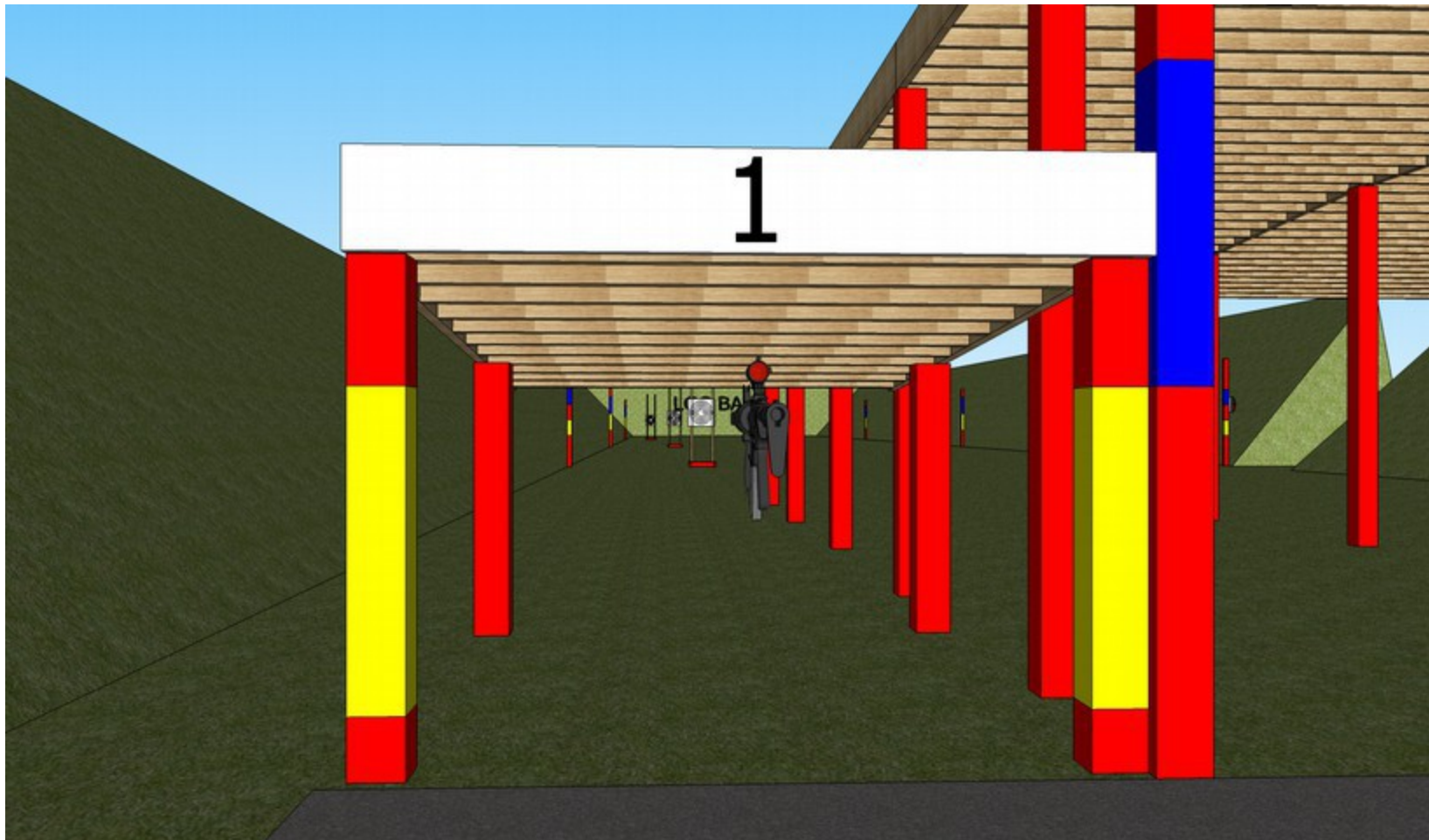
FLAGS

- Bay 3 has two flags, one at the bottom of the stairs and one at the side entrance.
- Rotate wheels to red for 'Range Hot' and green for 'Range Clear'.



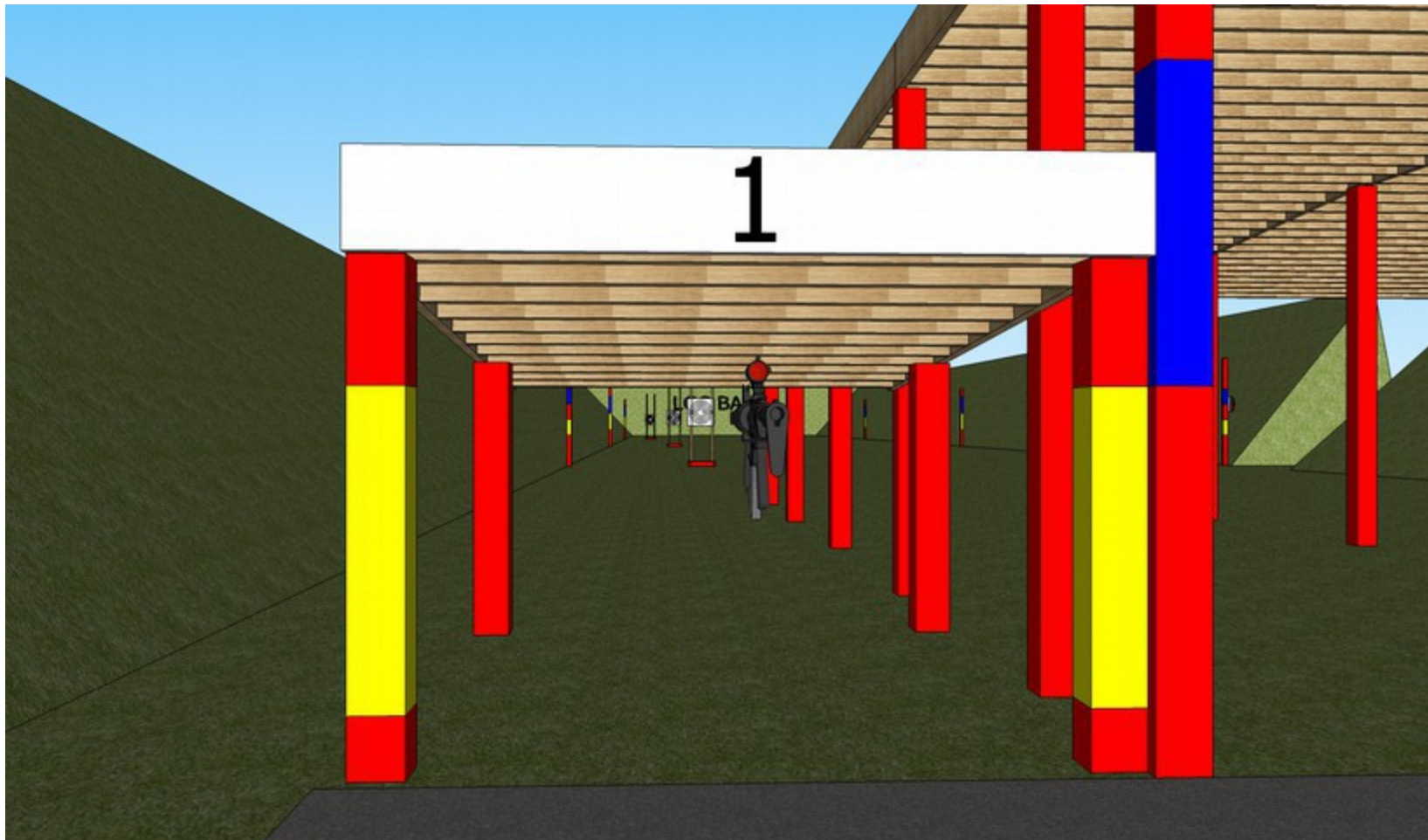
PRONE/KNEELING

- Lane 1 is for shooting from the prone and kneeling positions.




PRONE/KNEELING

- Muzzle and targets must be between yellow bands.



SITTING/STANDING

- Lanes 2 through 5 are for shooting from the bench or off-hand.



SITTING/STANDING

- Muzzle and targets must be between blue bands.



100 YARDS

- Targets at the backstop are set between four and eight feet regardless of position or muzzle height.

